



National Marine Manufacturers Association

nmma.org

ECONOMIC SIGNIFICANCE OF RECREATIONAL BOATING IN TENNESSEE

CONGRESSIONAL DISTRICT 3

Number of Recreational Boats*	36,561
Recreational Boating Industry Businesses	126
Total Jobs	3,419
Annual Recreational Boating-Related Spending	\$181.8 MILLION




RECREATIONAL BOATS IN TN-3

TOTAL BOATS* ▶ 36,561

REGISTERED BOATS 36,561

Power boats	30,553
PWCs	5,413
Sailboats	479
Other Boats	116

HOUSEHOLDS PER BOAT 7.8

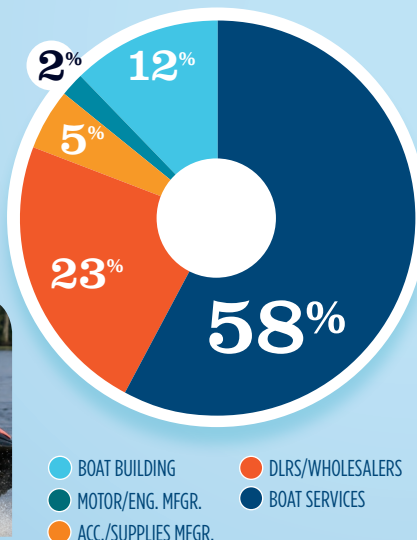


* Total boats are registered boats as reported by states to the USCG.

RECREATIONAL BOATING CREATES JOBS IN TN-3

TOTAL BOATING JOBS ▶ 2,692

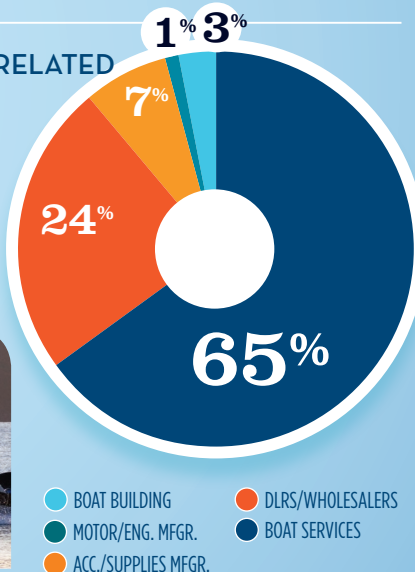
Boat Building	328
Motor / Engine Mfr.	50
Accessory / Supplies Mfr.	130
Dealers / Wholesalers	615
Boat Services	1,569



RECREATIONAL BOATING-RELATED BUSINESSES IN TN-3

TOTAL BUSINESSES ▶ 126

Boat Building	4
Motor / Engine Mfr.	1
Accessory / Supplies Mfr.	9
Dealers / Wholesalers	30
Boat Services	82

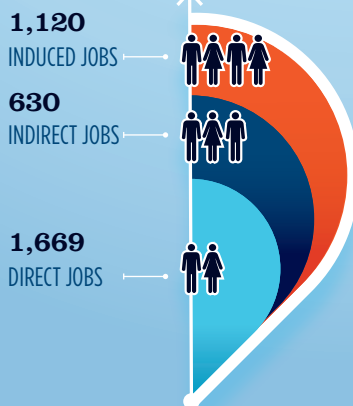


ESTIMATED JOBS IMPACT OF RECREATIONAL BOATING-RELATED SPENDING IN TN-3

EST. TOTAL JOBS ▶ 3,419

EST. TOTAL LABOR INCOME \$142.3 MILLIONS

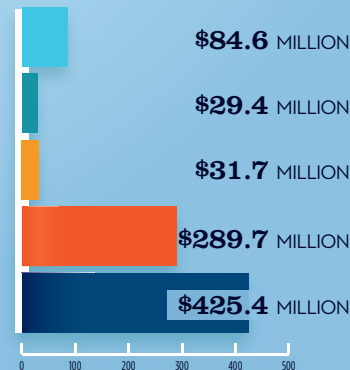
Est. Direct Income	\$58.2
Est. Indirect Income	\$35.1
Est. Induced Income	\$49.0



RECREATIONAL BOATING INDUSTRY SALES IN TN-3

Boat Building	\$84.6
Motor / Engine Mfr.	\$29.4
Accessory / Supplies Mfr.	\$31.7
TOTAL MFR. SALES	\$145.7

Dealers / Wholesalers	\$289.7
Boat Services	\$425.4
TOTAL RETAIL & SERVICES SALES	\$715.1



Source: NMMMA's Center of Knowledge; Recreational Marine Research Center at Michigan State University